

E-Series RF 1:4 Transmission Line Step-up Transformer
6 – 1000 MHz

ETC4-1T-7
V4

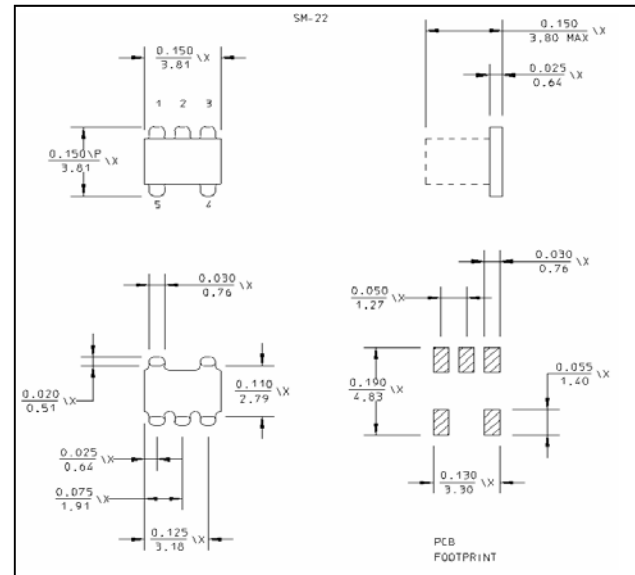
Features

- 1:4 Impedance Ratio
- CT on Secondary
- Surface Mount
- Tape and reel packaging available

Description

M/A-COM's ETC4-1T-7 is a 1:4 RF transmission line step-up transformer in a low cost, surface mount package. Ideally suited for high volume cellular and wireless applications. Typical applications include single to balanced mode conversion and impedance matching. Parts are packaged in tape & reel.

SM - 22 Package



Electrical Specifications: $T_A = 25^\circ\text{C}$, $Z_0 = 50\Omega$ ¹

Parameter	Test Conditions	Frequency	Units	Min	Typ	Max
RF Frequency	—	6 - 1000	MHz	—	—	—
Insertion Loss	F_L-f_U	6 - 600 600 - 1000	dB	—	—	2.0 3.0
Amplitude Unbalance	F_L-f_U	6 - 1000	dB	—	—	1.0
Phase Unbalance	F_L-f_U	6 - 1000	Degrees	—	—	10

Absolute Maximum Ratings¹

Parameter	Absolute Maximum
RF Power	250 mW
DC Current	30 mA
Operating Temperature	-40°C to +85°C
Storage Temperature	-55°C to +125°C

1. Operation of this device above any one of these parameters may cause permanent damage.

Ordering Information

Part Number	Package
ETC4-1T-7TR	Tape and Reel (2000 piece Reel)

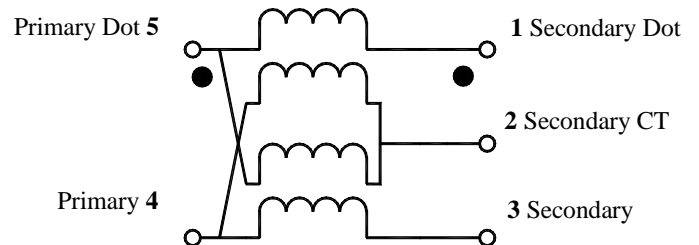
E-Series RF 1:4 Transmission Line Step-up Transformer
6 – 1000 MHz

ETC4-1T-7
V4

Pin Configuration

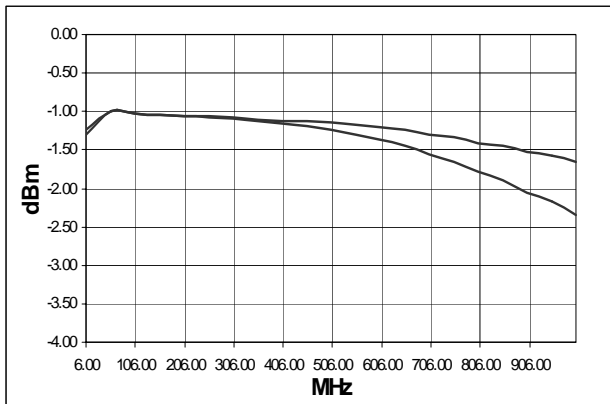
Pin No.	Function
1	Secondary Dot
2	Secondary CT
3	Secondary
4	Primary
5	Primary Dot

Schematic

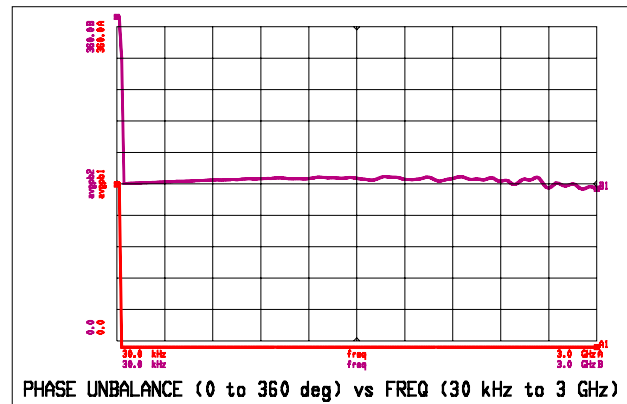


Typical Performance Curves

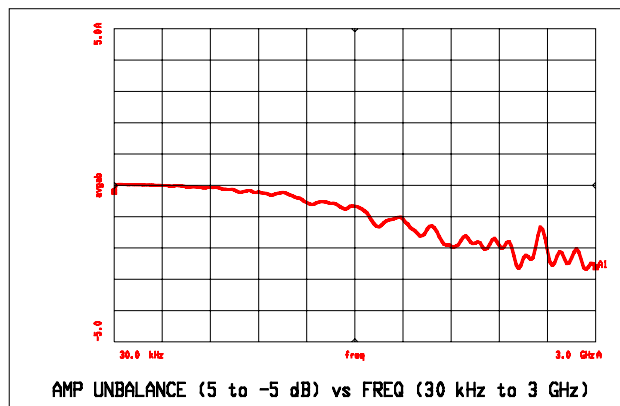
Insertion Loss



Phase Unbalance



Amplitude Unbalance



Input Impedance

